

# Real Estate Management System

---

REAL ESTATE MANAGEMENT SYSTEM (REMS) IS AN ONLINE REAL ESTATE SOFTWARE APPLICATION THAT MANAGES THE OVERALL OPERATIONAL ACTIVITIES AND PROCESSES, STARTING FROM THE MANAGEMENT OF THE PROPERTY, TO THE MANAGEMENT OF REAL ESTATE AGENCIES, AGENTS, CLIENTS AND FINANCIAL TRANSACTIONS. IT PROVIDES COMPREHENSIVE REPORTS FOR MANAGING THE REAL ESTATE AGENCY PERFORMANCE AND EFFICIENCY, AND ENABLES THE MANAGEMENT FOR A BETTER DECISION-MAKING.

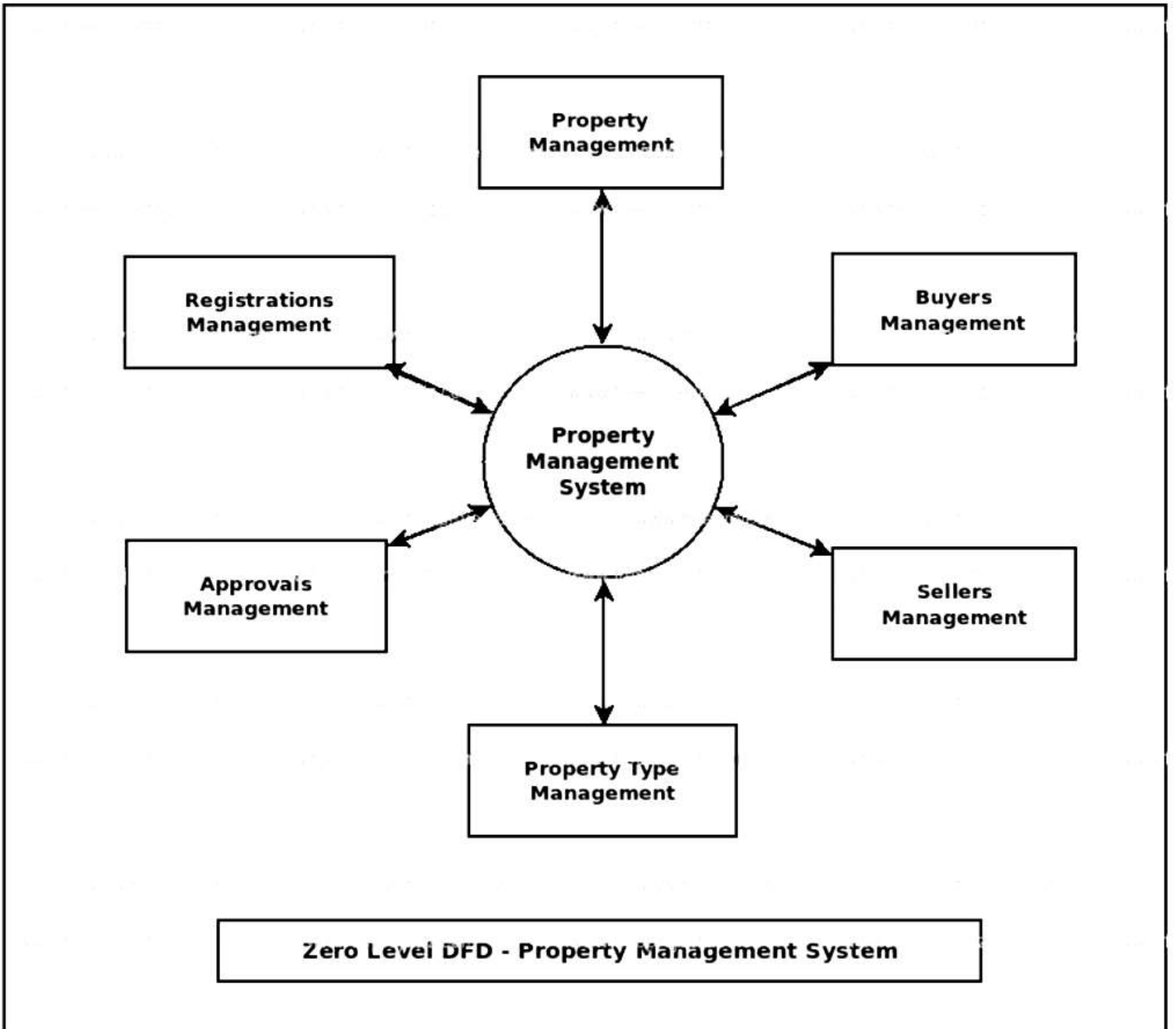
WHETHER YOU OPERATE 10 PROPERTIES OR 1000, REMS IS AFFORDABLE FOR ALL SIZES OF SALES OR FOR RENT, IT SCALES SMOOTHLY TO YOUR REQUIREMENTS.

AS COMPLETE REAL ESTATE MANAGEMENT SOFTWARE, REMS CAN PROVIDE YOUR BUSINESS WITH IMMEDIATE AND ONGOING BENEFITS, MEANING BETTER MARGINS AND COST EFFICIENCIES IN ALL ASPECTS OF THE BUSINESS.



# Zero Level DFD

---



# Zero Level DFD

+ Managing all the Property

+ Managing all the Buyers

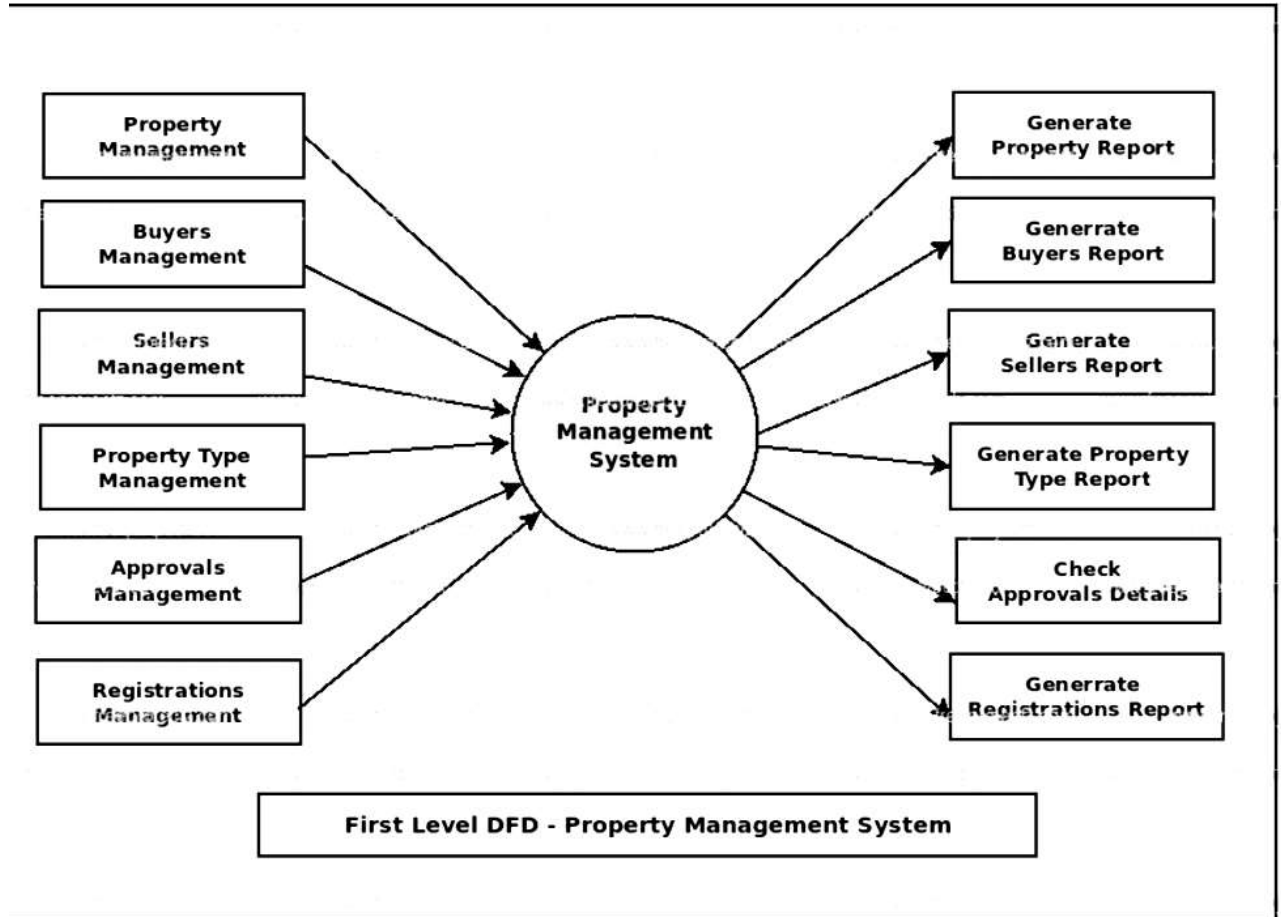
+ Managing all the Sellers

+ Managing all the Property Type

+ Managing all the Approvals

+ Managing all the Registrations

# First Level DFD



# First Level DFD

+ Processing Property records and generate report of all property

+ Processing Buyers records and generate report of all buyers

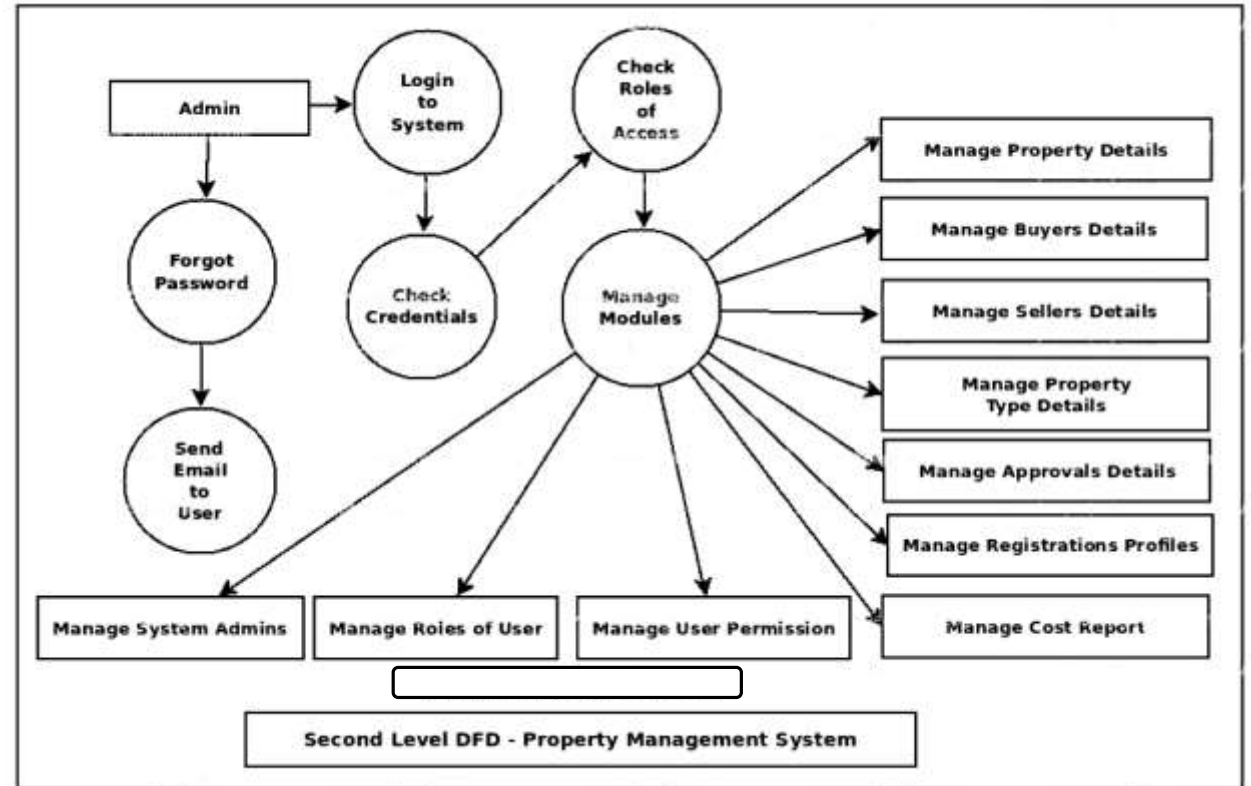
+ Processing Sellers records and generate report of all sellers

+ Processing Property Type record and generate report of all property type

+Processing Approvals record and generate report of all approvals

+Processing Registration record and generate report of all registrations

# Second Level DFD



# Second Level DFD

+ Admin logs in to the systems and manage all the functionalities of IdeaPerch

+ Admin can add, edit, delete, and view the records of Property, Sellers, Approvals, Cost

+ Admin can manage all the details of Buyers, Property, Type, Registrations

+ Admin can search the details of Buyers, Approvals, Registrations

+ Admin can apply different level of filters

+ Admin can track the detailed information of Buyers, Sellers, Property Type, Approvals

# Real Estate Sales Lead Workflow



# Sales Pipeline Management

80% Business Comes from 20% Customers.  
Prioritize & Win Sales Opportunities.

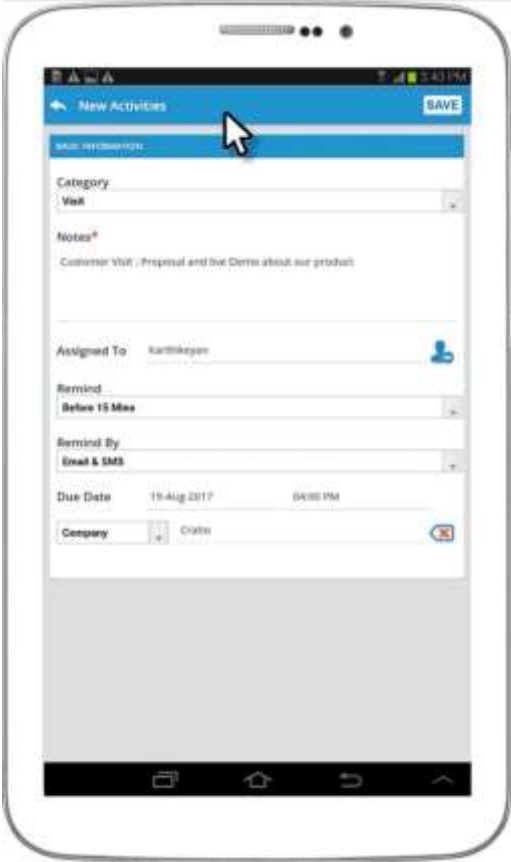


# Business Intelligence & CRM Reporting

City Wise	Lead Status							Total
	New	Yet to Talk	Followup	Hot	Cold	Converted	Lost	
Chennai	60	19	33	29	30	22	80	273
Mumbai	40	13	49	36	38	20	65	261
Delhi	35	9	40	22	23	16	101	246
Kolkata	48	11	36	22	28	10	122	277
Bangalore	41	10	23	21	30	36	101	262
Ahmedabad	45	8	24	16	20	28	92	233
Pune	38	11	50	22	28	22	89	260
Total	307	81	255	168	197	154	650	1812

Project	Lead Status							Total
	New	Yet to Talk	Followup	Hot	Cold	Converted	Lost	
Project A	60	19	33	29	30	22	80	273
Project B	40	13	49	36	38	20	65	261
Project C	35	9	40	22	23	16	101	246
Project D	48	11	36	22	28	10	122	277
Project E	41	10	23	21	30	36	101	262
Project F	45	8	24	16	20	28	92	233
Project G	38	11	50	22	28	22	89	260
Total	307	81	255	168	197	154	650	1812

# Mobile CRM



# Customization CRM

